

THE CHERRY



4
BED

3
BATH

2
CAR

2,810
SQ FT



ELEVATION A



ELEVATION A STONE



ELEVATION B



ELEVATION B STONE



ELEVATION C



ELEVATION C STONE

*These renderings are an artist's interpretation, actual colors and selections may vary. Some elements shown in renderings display optional upgrades.



Images are artist renderings and will differ from the actual home built. Prices, plans, features, and options are subject to change without notice. Options shown in the renderings and floor plans may be available for an additional expense. Plans are subject to availability and feasibility. Please see a sales representative for more information.

09/18/2024

THE CHERRY

4
BED

3
BATH

2
CAR

2,810
SQ FT




KINDRED HOMES
An HCP Company



Interactive Floor Plan & Exteriors



OPTIONAL UPGRADES



Opt. Media Room @ Upstairs



Opt. Bed 5 / Bath 4 @ Upstairs



Opt. Flex Room



Opt. Guest Suite




Opt. Twin Door



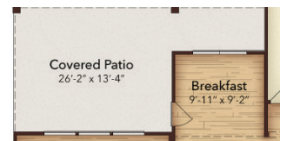
Opt. Sliding Glass Door



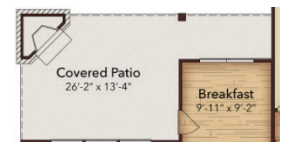
Opt. Fireplace



Opt. Alternate Owner's Bath



Opt. Extended Covered Patio



Opt. Extended Covered Patio with Fireplace